

TOTAL READER EDUCATOR TRAINING GUIDE

WELCOME!



HOW TO CREATE AN ACCOUNT – TEACHERS

Topics Covered

Create an account

Add a school



CONNECT WITH OTHERS

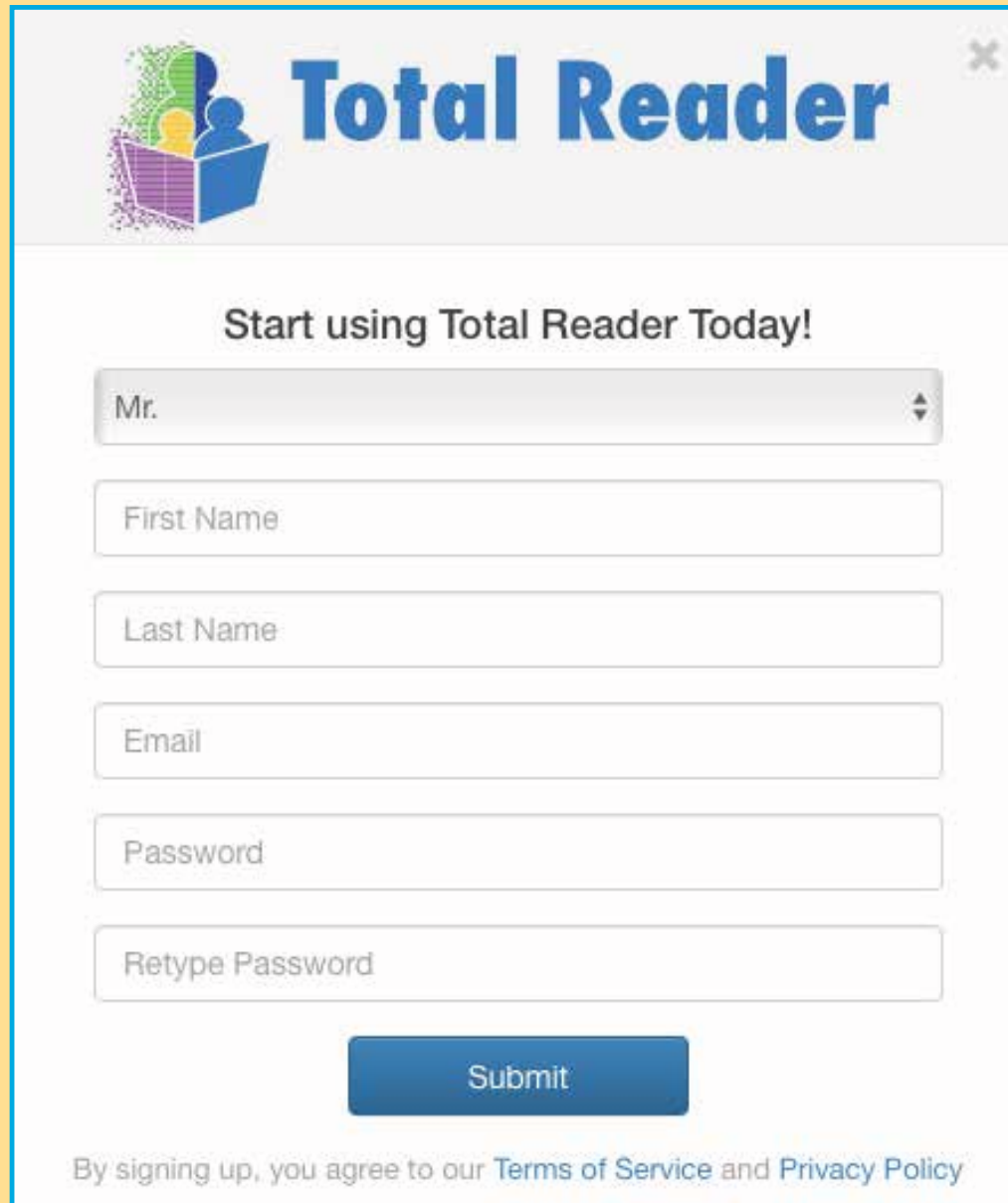
STEP 1:

- Click Sign Up at www.totalreader.com
- Select the teacher sign up option .



STEP 2:

- It's time to create your account! Fill out the simple form and hit submit. And great news, your account is always free!



The image shows a registration form for 'Total Reader'. At the top left is a logo with a stylized person and a book. To the right of the logo is the text 'Total Reader' in a large, bold, blue font. Below the header is the heading 'Start using Total Reader Today!'. The form consists of several input fields: a dropdown menu for gender (currently showing 'Mr.'), a text field for 'First Name', a text field for 'Last Name', a text field for 'Email', a text field for 'Password', and a text field for 'Retype Password'. A blue 'Submit' button is located below the password fields. At the bottom of the form, there is a line of text: 'By signing up, you agree to our [Terms of Service](#) and [Privacy Policy](#)'.

Total Reader

Start using Total Reader Today!

Mr.

First Name

Last Name

Email

Password

Retype Password

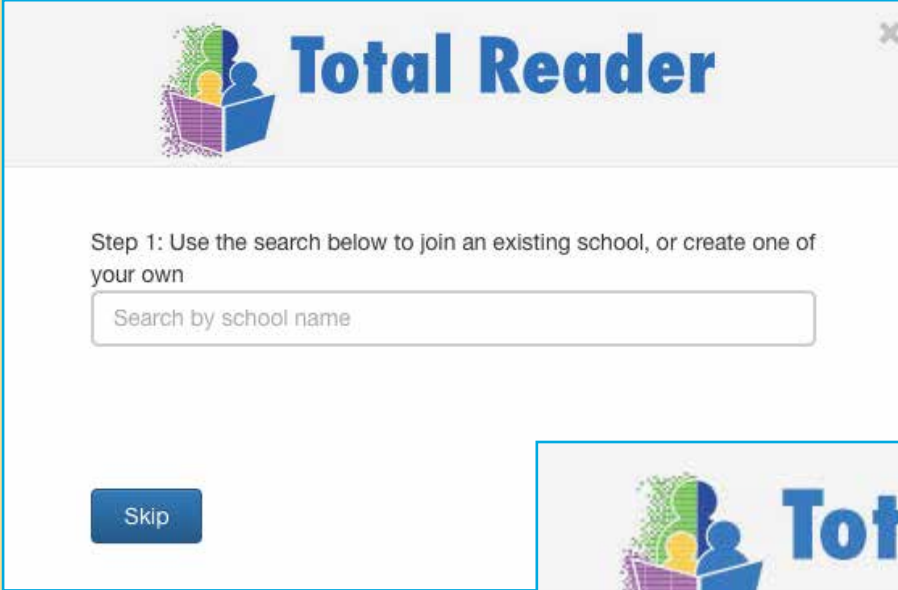
Submit

By signing up, you agree to our [Terms of Service](#) and [Privacy Policy](#)

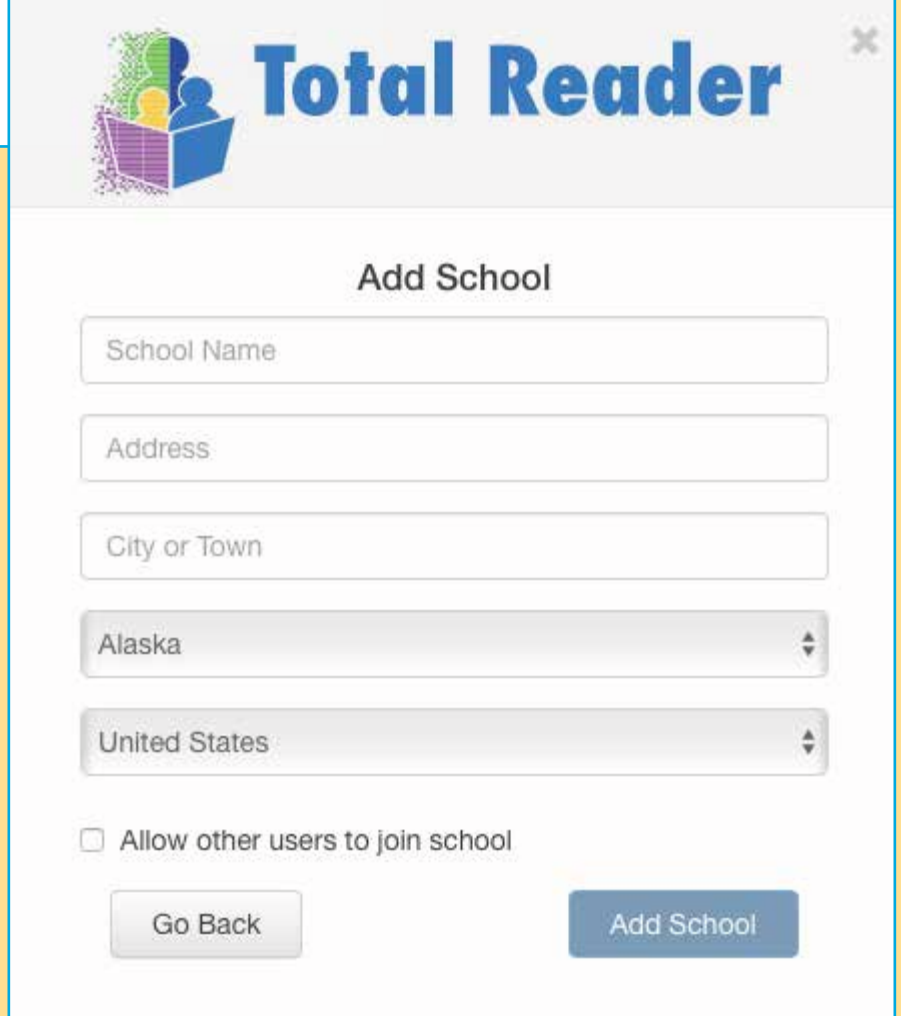
STEP 3:

- Want to join a school? Type the schools name in the search box and results will appear. Don't see the school you want to join? Feel free to add it yourself. If you want others to be able to see the school you are creating in the search results, be sure to select, "Allow other users to join school."

Don't worry, joining a school does not automatically provide access to school or student data. We keep that information safe and secure.



The screenshot shows the 'Total Reader' search interface. At the top, there is a logo with a stylized person and a book, followed by the text 'Total Reader'. Below the logo, there is a search box with the placeholder text 'Search by school name'. Above the search box, there is a message: 'Step 1: Use the search below to join an existing school, or create one of your own'. At the bottom left of the interface, there is a blue button labeled 'Skip'.



The screenshot shows the 'Total Reader' 'Add School' form. At the top, there is a logo with a stylized person and a book, followed by the text 'Total Reader'. Below the logo, there is a heading 'Add School'. The form contains several input fields: 'School Name', 'Address', and 'City or Town'. There are two dropdown menus: one for 'Alaska' and one for 'United States'. Below the dropdown menus, there is a checkbox labeled 'Allow other users to join school'. At the bottom of the form, there are two buttons: 'Go Back' and 'Add School'.

ABOUT EDMIN® AND TOTAL READER™

EDmin, the parent company of Total Reader, has provided K-20 learning and accountability solutions for more than 20 years and now serves nearly 5 million users in all 50 states and the international market. EDmin is committed to providing affordable, complete solutions that educators can trust to accurately measure student progress and improve instruction.

Total Reader is an online reading assessment program that can quickly identify the correct reading level for each student and provide independent practice at that level, as well as track progress and match student reading level to books.



© 2016 EDmin

Published by EDmin for Educators,
Parents and Students

Educators may copy these pages for use
within their school or district without
violating EDmin's copyright.



EDMIN

5471 Kearny Villa Road
Suite 310
San Diego, CA 92123
toll free: (800) 748-6696
tel: (858) 712-9341
fax: (858) 712-9451
www.edmin.com



TOTAL READER

Customer Support & Product Inquiries
tel: (877) 705-1084
e-mail: info@totalreader.com
www.totalreader.com