

# TOTAL READER STUDENT TRAINING GUIDE

# WELCOME!




## HOW TO CREATE AN ACCOUNT – STUDENTS

### **Topics Covered**

Create an account

Add security questions

Enter a code from your teacher or parent



# HOW TO CREATE A STUDENT ACCOUNT


## STEP 1:

- Click Sign Up at [www.totalreader.com](http://www.totalreader.com)
- Select the student sign up option



## STEP 2:

- It's time to create your account! Fill out the simple form and hit submit. Don't worry, if you don't have an email address you can create a username by selecting the, "I don't have an email" link.



The image shows a registration form for 'Total Reader'. At the top left is a logo with a stylized person and a book. To the right of the logo is the text 'Total Reader' in a large, bold, blue font. Below the logo and title is a close button (an 'x' in a square). The main heading of the form is 'Start using Total Reader Today!'. Below this heading are five input fields: 'First Name', 'Last Name', 'Email', 'Password', and 'Retype Password'. Below the 'Email' field is a link that says 'Don't have Email? Click here'. Below the 'Retype Password' field is a checkbox with the text 'By submitting, I verify that am > 13 years old or have parent/guardian permission.' At the bottom center of the form is a blue 'Submit' button.

 **Total Reader** ✕

**Start using Total Reader Today!**

First Name

Last Name

Email

[Don't have Email? Click here](#)

Password

Retype Password

By submitting, I verify that am > 13 years old or have parent/guardian permission.

**Submit**

## STEP 3:

- Just in case you forget the username or password you just made, lets set some security questions. Answer two questions and hit next.

### TIP:

*Be sure to choose something you will remember.*

Basic Info      Students      Invitations

---

### Security Questions

Almost done! Please pick a couple of your favorite things from the lists below. Write your choices down, they will be used in the future if you need help logging in

**Question 1:**

Select First Question

**Question 2:**

Select Second Question

Cancel      Next

## STEP 4:

- You're doing great! Just a few more steps. Let us know what grade you are in.

Basic Info      Students      Invitations

**Grade**  
What grade are you in? Make a selection from the list below.

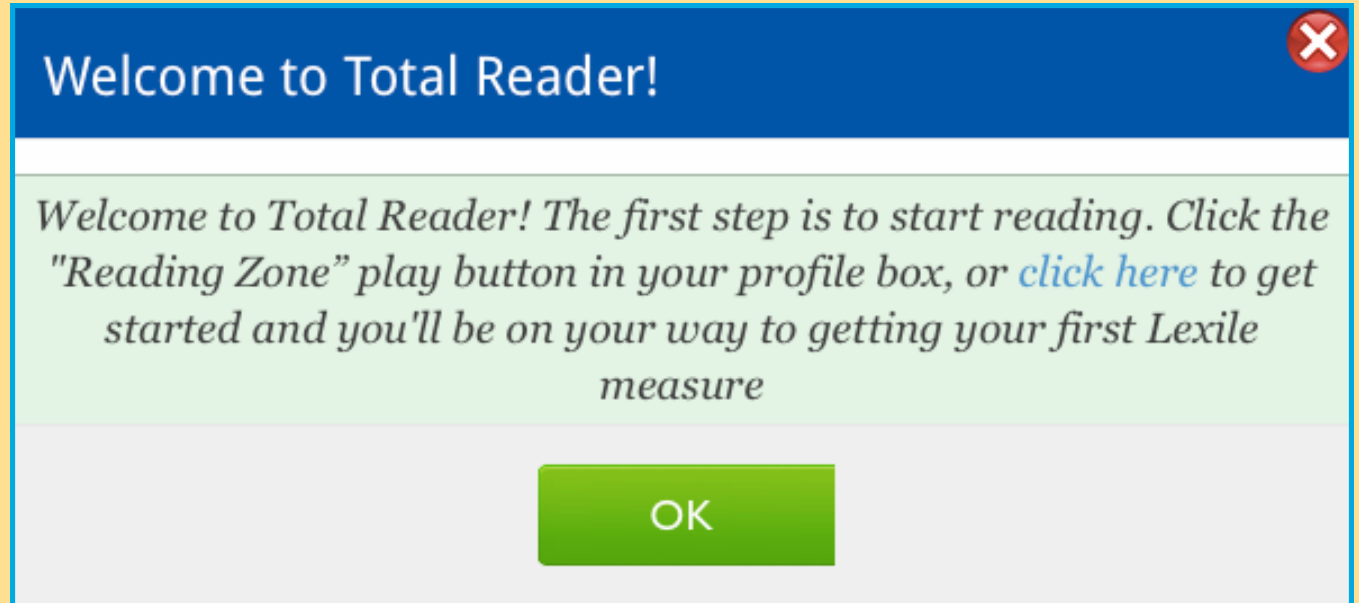
Grade  
Select Grade

Cancel      Next



## STEP 6:

- You are now ready to begin using Total Reader! If you have time, go ahead and complete your first passage so you can start to find out your Lexile measure. Have fun!





# ABOUT EDMIN® AND TOTAL READER™

EDmin, the parent company of Total Reader, has provided K-20 learning and accountability solutions for more than 20 years and now serves nearly 5 million users in all 50 states and the international market. EDmin is committed to providing affordable, complete solutions that educators can trust to accurately measure student progress and improve instruction.

Total Reader is an online reading assessment program that can quickly identify the correct reading level for each student and provide independent practice at that level, as well as track progress and match student reading level to books.



© 2016 EDmin

Published by EDmin for Educators,  
Parents and Students

Educators may copy these pages for use  
within their school or district without  
violating EDmin's copyright.



## EDMIN

5471 Kearny Villa Road  
Suite 310  
San Diego, CA 92123  
toll free: (800) 748-6696  
tel: (858) 712-9341  
fax: (858) 712-9451  
[www.edmin.com](http://www.edmin.com)



## TOTAL READER

Customer Support & Product Inquiries  
tel: (877) 705-1084  
e-mail: [info@totalreader.com](mailto:info@totalreader.com)  
[www.totalreader.com](http://www.totalreader.com)